

Open P4index.com and choose your language.



Log in with your username and password.

[Home](#) [The Tests](#) [Pricing](#) [Login](#)













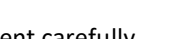

Depending on your subscription, one or more tests will be displayed in the main menu.

Open the desired test from the main menu

[Home](#) [The Tests](#) [Pricing](#) [Job Seekers](#) [Careers](#) [Login](#) [logout](#)

Choose the test you would like to create.

The tests consist of several pages of statements. For each statement you can use a slider to choose a score between 0 and 100.

I look for underlying problems, reasons and causes for a person's feelings, behaviour or interests.		0	89		100
I can quickly see links between data. :		0	63		100
What my eyes see can my hands make		0	34		100
I say stimulating and enthusiastic about my work.		0	55		100
I like to laugh a lot.		0	85		100
On holiday I prefer to be in the nature		0	48		100
I have come up with proposals that expressly take the interests of the customer into account.		0	0		100

Please note that some statements are phrased negatively, so read the statement carefully.

Once you have completed a page of statements, you can save your scores, which will then be stored for 30 days. Clicking on "next" will take you to the next page.


 0      0  100

[Save Progress](#) [Next](#)

On the last page you will find the results of the test.

You can make a screen print in .pdf or as an image by clicking the button under the form. This may take a few seconds.

**Create a .pdf of your score by  
clicking the button below.**



By clicking on send the results will be sent to your email.

**Send your test**